

NINTEDANIB* IN ONCOLOGY BACKGROUND

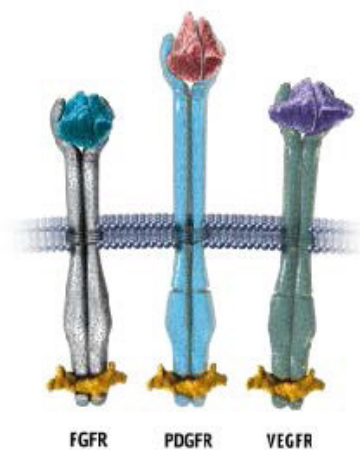
1. What is nintedanib?
2. How does nintedanib work?
3. Data overview
4. Nintedanib approval status

1. WHAT IS NINTEDANIB?

Nintedanib (Vargatef®) is a triple angiokinase inhibitor which targets the three key receptors involved in angiogenesis and tumour growth. In oncology, nintedanib is approved in the European Union (EU) and several other countries worldwide for use in combination with docetaxel in adult patients with locally advanced, metastatic or locally recurrent non-small cell lung cancer (NSCLC) of adenocarcinoma tumour histology after first-line chemotherapy.

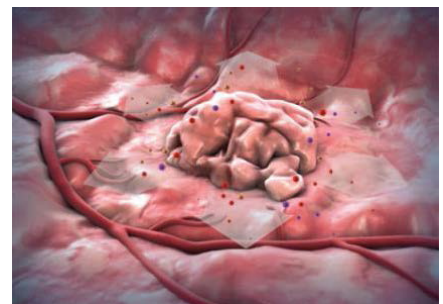
Nintedanib is an oral agent that simultaneously inhibits vascular endothelial growth factor receptors (VEGFR 1-3), platelet-derived growth factor receptors (PDGFR α and β) and fibroblast growth factor receptors (FGFR 1-3).¹

Preclinical scientific evidence shows that these three receptors play an important role in the formation and maintenance of new blood vessels (angiogenesis). Blocking these receptors can limit tumour growth through the inhibition of angiogenesis.^{2,3,4,5}

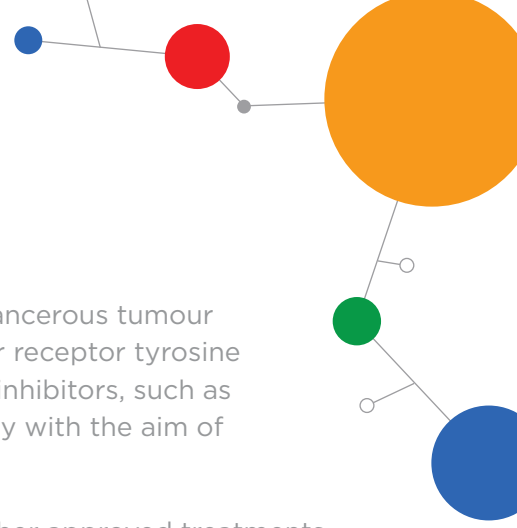


2. HOW DOES NINTEDANIB WORK?

Angiogenesis is an essential process for normal growth and development occurring in the body.² It is necessary for important functions such as embryonic development, wound healing and restoring blood flow to damaged tissues.³ However, it is also vital for tumours to grow and spread to other organs.³ Growth of a tumour beyond a certain size requires the development of new capillary blood vessels, which supply the tumour with oxygen and nutrients, encouraging growth.⁶



**In November 2014 the European Commission granted marketing authorisation for nintedanib for use in combination with docetaxel in adult patients with locally advanced, metastatic or locally recurrent non-small cell lung cancer (NSCLC) of adenocarcinoma tumour histology, after first-line chemotherapy. Nintedanib is not approved in other oncology indications.*



Angiogenesis is controlled by growth factors. To continue growth, cancerous tumour cells release growth factors which bind to and activate growth factor receptor tyrosine kinases. These receptors cause a cascade of signalling. Angiokinase inhibitors, such as nintedanib interfere with steps in the angiogenesis signalling pathway with the aim of impacting tumour growth and spread.^{2,3,4}

Nintedanib uses an anti-angiogenic strategy that is different from other approved treatments that target angiogenesis.⁶ Nintedanib is a small molecule that targets three receptors known to be involved in angiogenesis and tumour growth:⁵

- VEGF binds to and activates the VEGFR, stimulating endothelial cells to grow, divide, resist apoptosis and migrate.⁷
- PDGF binds to and activates the PDGFR, controlling the migration and adherence of cells and providing support and stability to vessel walls.⁸
- FGF binds to and activates the FGFR, leading to signalling which also promotes the migration and adherence of cells and thus plays a role in the development and stabilisation of new blood vessels.⁹

Inhibiting VEGFR and FGFR is thought to have an impact on the formation of new blood vessels within tumours.¹⁰ Also, inhibition of FGFR and PDGFR may hinder vessel maturation and maintenance, the consequence of which may be an impact on tumour growth.^{10,11}

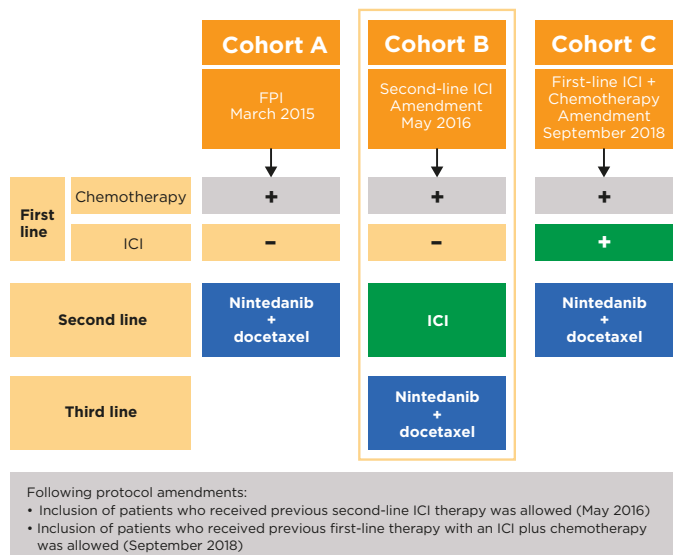
3. DATA OVERVIEW

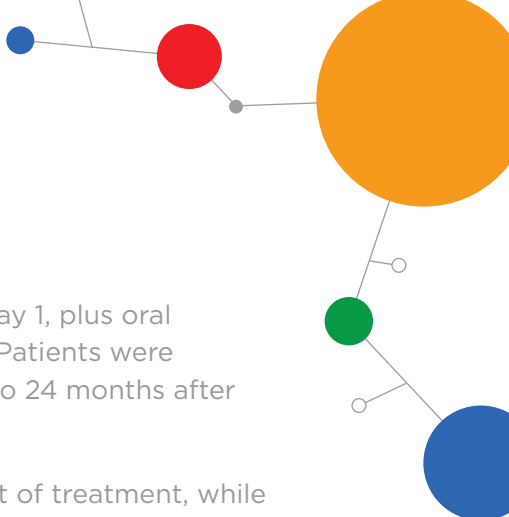
VARGADO Study

VARGADO is an ongoing, observational, prospective, non-interventional and multicentre study of nintedanib plus docetaxel after first-line chemotherapy in the routine clinical treatment of patients with locally advanced, metastatic or locally recurrent adenocarcinoma NSCLC.¹²

Three patient cohorts in VARGADO are being evaluated (Figure 1). The most recent vinterim analysis results from patient Cohort B (first-line chemotherapy followed by a second-line immune checkpoint inhibitor (ICI), N = 57) were shared at ASCO 2020.¹³

Figure 1. Patient Cohorts in VARGADO





Patients received docetaxel (75 mg/m²) by intravenous infusion on Day 1, plus oral nintedanib (200 mg twice daily) on Days 2–21 of each 21-day cycle.¹² Patients were followed up for safety and efficacy during routine clinic visits for up to 24 months after the start of treatment.¹²

The primary endpoint is overall survival (OS) rate 1 year after the start of treatment, while progression free survival (PFS), OS, objective response rate, disease control rate and safety are all secondary endpoints.¹²

Key Results from VARGADO Cohort B interim analysis:

- At the time of this interim analysis (data cut-off: December 2, 2019), median duration of follow-up was 6.6 months for patients treated with nintedanib plus docetaxel¹³
- Median PFS was 6.5 months (95% [CI]: 4.8–8.7; n=47) among patients treated with third-line nintedanib plus docetaxel after failure of second-line ICI therapy¹³
- Median OS was 12.4 months (95% CI: 11.4–14.1; n=55)
- In 40 evaluable patients the objective response rate was 20/40 (50%), while the disease control rate was 34/40 (85%)¹³
- No new safety signals¹³

This updated analysis of the VARGADO study continues to support the encouraging clinical benefit and manageable safety profile of nintedanib plus docetaxel in patients who progressed on previous chemotherapy and ICI therapy. The clinical benefit was consistent across multiple outcomes: PFS, OS, response rate and disease control rate.

Rational sequencing of an anti-angiogenic agent after ICI therapy may be a promising treatment approach in this patient population that warrants further investigation.

For more information on the VARGADO trial interim analysis, please visit:

<https://www.inoncology.com/asco-2020-grohe-poster>.

LUME-Lung 1 Trial

LUME-Lung 1 was a randomised, double-blind, Phase III study comparing nintedanib plus docetaxel in patients with locally advanced/metastatic NSCLC after first-line chemotherapy, with placebo plus docetaxel.¹ The study included 1,314 patients, in Europe, Asia and South Africa, randomised to receive docetaxel 75 mg/m² by intravenous infusion on day 1 plus either nintedanib 200 mg orally twice daily or matching placebo on days 2–21, every 3 weeks until unacceptable adverse events or disease progression.¹ The primary endpoint was progression-free survival, while overall survival was the key secondary endpoint.¹





Results from this trial were published in the *Lancet Oncology* in 2014.¹

Key results from LUME-Lung 1 trial:

- The trial met the primary endpoint by nintedanib plus docetaxel significantly prolonging progression-free survival (PFS: length of time before the tumour starts to progress) from 2.7 to 3.4 months compared to docetaxel alone for all NSCLC patients, regardless of histology (p=0.0019; HR:0.79).¹
- Nintedanib plus docetaxel extended median overall survival (secondary endpoint) from 10.3 to 12.6 months, compared to docetaxel alone (p=0.0359; HR:0.83, CI 0.70-0.99) for patients with advanced adenocarcinoma after first-line chemotherapy.¹
- Nintedanib, when added to docetaxel, enabled 1 in 4 patients with advanced adenocarcinoma to live for 2 years or more, after first-line chemotherapy, compared to docetaxel alone (patient survival at 24 months – nintedanib + docetaxel 25.7% vs. placebo + docetaxel 19.7%).¹

In addition, analysis of the data demonstrated that nintedanib provided a greater survival benefit to lung cancer patients with advanced adenocarcinoma the earlier their first-line chemotherapy stopped working:¹

- Nintedanib, when added to docetaxel, extended median overall survival from 7.9 months to 10.9 months compared to docetaxel alone (p=0.0073; HR:0.75, CI 0.60-0.92) for patients with advanced adenocarcinoma who experienced disease progression within 9 months of starting first-line chemotherapy (T<9 months).¹
 - › Aggressive adenocarcinoma of the lung, where patients progress within 9 months of starting first-line chemotherapy, is typically very difficult to manage and affected over 60% of all adenocarcinoma patients in this study.¹
 - › A 4.7 month improvement in mOS was retrospectively observed in the European adenocarcinoma population treated with nintedanib/docetaxel compared with placebo/docetaxel 13.4 vs 8.7 months (HR 0.79 [95% CI 0.65-0.97])

For more information on the LUME-Lung 1 trial, please visit:

<https://www.inoncology.com/marketproducts/nintedanib/nsclc/LUME-Lung-1>

Tolerability

In the LUME-Lung 1 trial, nintedanib showed a manageable side-effect profile without further compromising patients' overall health-related quality of life. Adding nintedanib to docetaxel did not significantly increase discontinuation rates, compared to docetaxel alone.¹

In addition, the most common side-effects for patients taking nintedanib plus docetaxel included gastrointestinal side-effects and reversible liver enzyme elevations which were manageable with either supportive treatment and/or dose reduction.¹





4. NINTEDANIB APPROVAL STATUS

Nintedanib is approved and marketed in oncology in the EU and several countries worldwide under the brand name Vargatef® and is under regulatory review by health authorities in some other countries.

The ESMO guidelines for the treatment of NSCLC recommend nintedanib in combination with docetaxel as a second-line treatment following prior chemotherapy +/- ICIs.¹⁵

Nintedanib is also approved in over 80 countries for the treatment of idiopathic pulmonary fibrosis (IPF) under the brand name OFEV® (150mg twice daily). Nintedanib has also been approved in the US (September 2019), Japan (December 2019) and the EU (April 2020) to treat patients with systemic sclerosis-associated ILD. Nintedanib has been granted Breakthrough Therapy Designation by the FDA and received subsequent approval for the treatment of chronic fibrosing interstitial lung diseases with a progressive phenotype in the US (March 2020), Japan (May 2020) and the EU (July 2020). Nintedanib in respiratory indications is under regulatory review in further countries worldwide.



REFERENCES

- ¹ Reck M, Kaiser R, Mellemaard A, *et al.* Docetaxel plus nintedanib versus docetaxel plus placebo in patients with previously treated non-small-cell lung cancer (LUME-Lung 1): a phase 3, doubleblind, randomised controlled trial. *Lancet Oncol* 2014;**15**:143–55.
- ² Bergers G, *et al.* Angiogenesis: Tumorigenesis and the angiogenic switch. *Nat Rev Cancer* 2003;**3**: 401–10.
- ³ Folkman J. Clinical Applications of Research on Angiogenesis. *N Engl J Med* 1995;**333**:1757–1763.
- ⁴ Ellis L, Hicklin D. VEGF-targeted therapy: mechanisms of anti-tumour activity. *Nat Rev Cancer* 2008;**8**: 579–591.
- ⁵ Hilberg F, Roth GJ, Krssak M, *et al.* BIBF1120: triple angiokinase inhibitor with sustained receptor blockade and good anti-tumor efficacy. *Cancer Res* 2008;**68**:4774–82.
- ⁶ Weidner N, Folkman J, Pozza F, *et al.* Tumor angiogenesis: a new significant and independent prognostic indicator in early-stage breast carcinoma. *J Natl Cancer Inst* 1992;**84**:1875–87.
- ⁷ Ferrara N, Gerber HP, LeCouter J. The biology of VEGF and its receptors. *Nat Med* 2003;**9**:669–76.
- ⁸ Andrae J, Gallini R, Betsholtz C. Role of platelet-derived growth factors in psychology and medicine. *Genes Dev* 2008;**22**:1276–312.
- ⁹ Carmeliet P, Jain RK. Angiogenesis in cancer and other diseases. *Nature* 2000;**407**:249–573.
- ¹⁰ Hicklin DJ, Ellis LM. Role of the vascular endothelial growth factor pathway in tumor growth and angiogenesis. *J Clin Oncol* 2005;**23**:1011–27.
- ¹¹ Yu J, Ustach C, Kim HR. Platelet-derived growth factor signaling and human cancer. *J Biochem Mol Biol* 2003;**36**:49–59.
- ¹² Grohé C, Gleiber W, Haas S, *et al.* Nintedanib plus docetaxel after progression on immune checkpoint inhibitor therapy: insights from VARGADO, a prospective study in patients with lung adenocarcinoma. *Future Oncol.* 2019;**15**(23):2699–2706. doi:10.2217/fon-2019-0262.
- ¹³ Grohé C, Blau W, Gleiber W, *et al.* Nintedanib plus docetaxel in lung adenocarcinoma patients following treatment with immune checkpoint inhibitors: updated efficacy and safety results of the ongoing non-interventional study VARGADO. Poster presented at: American Society of Clinical Oncology Annual Meeting, 29–31 May, 2020.
- ¹⁴ Heigener D *et al.* *Ann Oncol* 2016;**27**(Suppl. 6): Abstract 1276P.
- ¹⁵ Planchard D *et al.* Metastatic non-small cell lung cancer: ESMO Clinical Practice Guidelines for diagnosis, treatment and follow-up. *Annals of Oncology* 2018; **29**(4): iv192–iv237.

